



Deputy Police and Crime Commissioner
Matthew Barber



13th September 2017

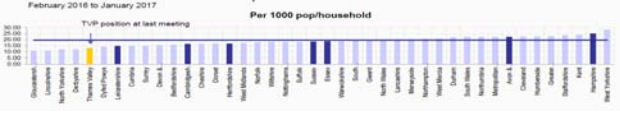


2016 -17 Crime Performance Headlines (1/3)


- Thames Valley saw recorded crime increase by 7.2% (129,449 → 138,710)
- The overall increase in crime remains low in Thames Valley: 66,976 fewer crimes compared to 5 years ago (205,686) and 8,357 fewer offences compared to 10 years ago (147,067)
- The increase is reflected nationally (ONS Crime Survey of England and Wales), and is largely attributed to improvements in compliance with National Crime Recording Standards, following recommendations made by HMIC in 2014.
- The HMIC's latest PEEL assessment rated Thames Valley Police as good across all areas of policing (effectiveness, efficiency and legitimacy),
- Victim satisfaction remains high at 88%, compared with the national average of 84%.

2016 -17 Crime Performance Headlines (2/3)

A) Priority Measure: A reduction in violence - Comparison with other forces



B) Priority Measure: A reduction in domestic burglaries - Comparison with other forces



2016 -17 Crime Performance Headlines (3/3)

- Recorded offences of violence against the person have risen by 7.9% (compared to around a 19% increase nationally).
- Homicide has increased by 5.6% (18 reports in 2015/16 and 19 reports in 2016/17). Three of the recorded homicides are in relation to the deaths of three men at Didcot Power Station in February 2016.
- Sexual offences have increased by 4.2% over the past year (4,412 crimes in total).
- Recorded offences of rape have increased by 9.3% and non-rape sexual offences have increased by 1.6%.
- Burglary has increased by 9.1% and vehicle crime has increased by 10.6%, with certain increases in specific areas.
- Arson has increased by 19.9%, which is largely thought to be due to improvements in recording practices.
- Trafficking of drugs offences have increased by 28.1%, which can be largely attributed to an increase in proactive police activity i.e. warrants and pre-planned operations to combat illegal drug activity across county lines.
- Possession of weapons offences have increased by 19.8%.
- Hate crime has increased overall by 8.1%. We believe this due to an increased victim confidence in coming forward.
- Domestic abuse has risen by 3.3%. Domestic abuse remains a priority for the force.

Your Police Area



DEMAND

- A TOTAL OF 1,071,446 CALLS FOR SERVICE IN 2016/17
- ONLY 20% OF THESE CALLS TO THE POLICE EMERGENCY NUMBER
- 1 YEAR FOR WELLFARE CALLS TO BE ANSWERED
- 1 YEAR FOR DOMESTIC VIOLENCE CALLS TO BE ANSWERED
- 1 INCIDENT IN A 1000 IN 2016/17

Adult Survey "The police do a good job... but much to be done better if we can have more of them"

PCC Survey 2016 - to inform the new 5 Year Plan

3562 ADULTS SURVEYED

87% are satisfied with the police in their area.

57% said they had been a victim or witness to a crime

16% felt they didn't know or have information on how well the police were doing in their area.

77.59% feel very safe or safe where they live

